



---

**Graphic Presentation of Governor  
Dauda Lawal's One Year Administration  
in Zamfara State, (July 2023 - June 2024)**

*Supported By:*





# Introduction

This publication, titled *“Graphic Presentation of the One Year Scorecard of Governor Dauda Lawal's Administration in Zamfara State, July 2023 to June 2024,”* produced by the Arewa Research and Development Project (ARDP) in collaboration with ZamTracka, a civic technology initiative, provides a thorough and data-driven analysis of the first year of Governor Dauda Lawal's administration. It reflects on the strategic fiscal management, governance priorities, and development agenda that have shaped the trajectory of Zamfara State under his leadership.

The publication aims to present stakeholders, policymakers, and the general public with a clear and insightful review of the administration's performance, specifically in the area of budgetary allocation, execution, and overall governance. Zamfara State, like many subnational entities in Nigeria, faces significant developmental challenges across sectors such as agriculture, education, health, security, and infrastructure. Governor Lawal's administration came into office in a period of pressing socio-economic needs, compounded by insecurity and limited resources.

Against this backdrop, fiscal responsibility, transparency, and strategic allocation of the state's limited financial resources have been central to the administration's efforts to stimulate development and improve the lives of Zamfara's citizens. This report provides a comprehensive breakdown of the state's budgetary performance across key sectors over the four quarters, spanning July 2023 to June 2024.

The first section of the publication focuses on the overall budgetary performance of Zamfara State during this period. It begins by outlining the estimated revenue and expenditure projections for the 2024 fiscal year, offering insights into the state's fiscal strategy, including expected revenues and projected deficits. The section also provides a detailed quarterly analysis of the budget, revealing trends in revenue generation, resource allocation, and expenditure patterns across each quarter. This allows for a clear understanding of how well the administration has managed public funds over time and highlights the fiscal challenges encountered.

In the second section, the publication delves deeper into sectoral budget allocations and performance. It assesses the economic, social, and governance sectors, providing a sector-by-sector analysis of how the administration's budgetary decisions have translated into tangible outcomes. Key economic sectors such as agriculture, works, finance, and commerce are examined, with particular emphasis on how the state has utilized its budget to promote growth, infrastructure development, and economic diversification. The agricultural sector, for instance, is crucial to Zamfara's economy, and the report examines the extent to which budget allocations in this sector have impacted productivity, food security, and job creation.

The social and human capital sectors, including education, health, and water resources, are also critically analyzed. These sectors are essential for improving the overall well-being of the population. The report assesses how budgetary investments in education have contributed to improving literacy rates, school attendance, and the

quality of education at all levels. Similarly, the health sector's budget is scrutinized, focusing on allocations to hospitals, clinics, and public health programs, with an emphasis on the administration's response to health challenges such as maternal and child health.

The governance and security sectors are another critical area of the analysis. Given Zamfara's security challenges, the administration's budgetary allocation to security agencies and initiatives aimed at restoring peace and order are thoroughly examined. This includes efforts to strengthen law enforcement, community policing, and conflict resolution mechanisms. Furthermore, budgetary provisions for good governance, transparency, and public communication are reviewed to assess how the administration has worked to improve accountability and governance practices.

In the subsequent sections, the report outlines the data sources and methodologies used in compiling the analysis, ensuring that the findings are grounded in reliable and verifiable information. Data from the 2023 Audit Report and internal data are among the key sources used to provide a robust evaluation of budgetary performance. The analysis and interpretation section synthesizes these data points into key findings, identifying trends, potential areas of concern, and opportunities for improvement.

Finally, the publication offers a comprehensive assessment of Governor Dauda Lawal's one-year scorecard, with particular emphasis on policy implications and recommendations for future budget planning. The conclusion summarizes the overall impact of

the administration's fiscal policies, while the future outlook section provides insights into the potential direction of Zamfara State's development trajectory, based on the administration's budgetary performance over the past year.

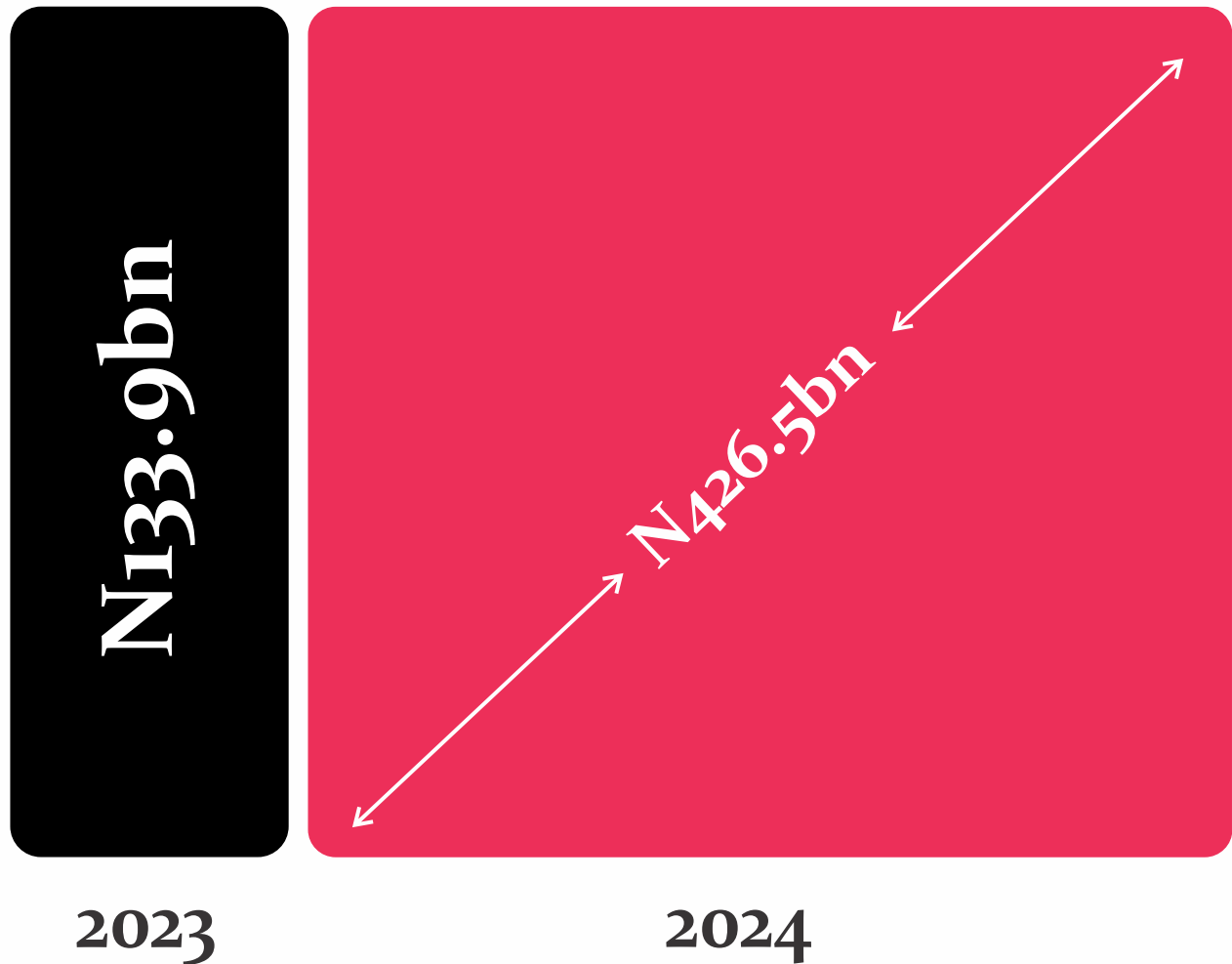
In summary, this publication provides an essential tool for evaluating the fiscal and developmental progress of Zamfara State under Governor Lawal's leadership. It offers a detailed, sectoral breakdown of budgetary performance, grounded in data and aimed at promoting transparency, accountability, and informed decision-making in the state's governance and development.



## Dauda's Economic Scorecard

---

### Budget Size

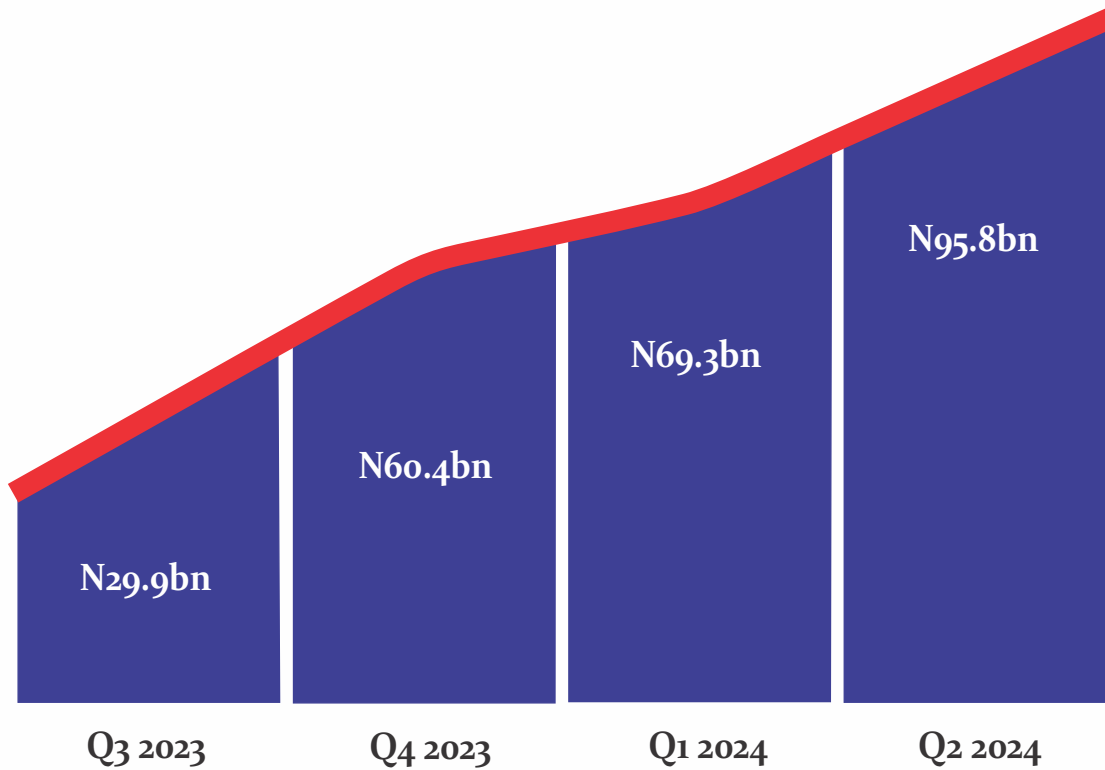




## Dauda's Economic Scorecard

### Total Revenue

**N255.4bn**

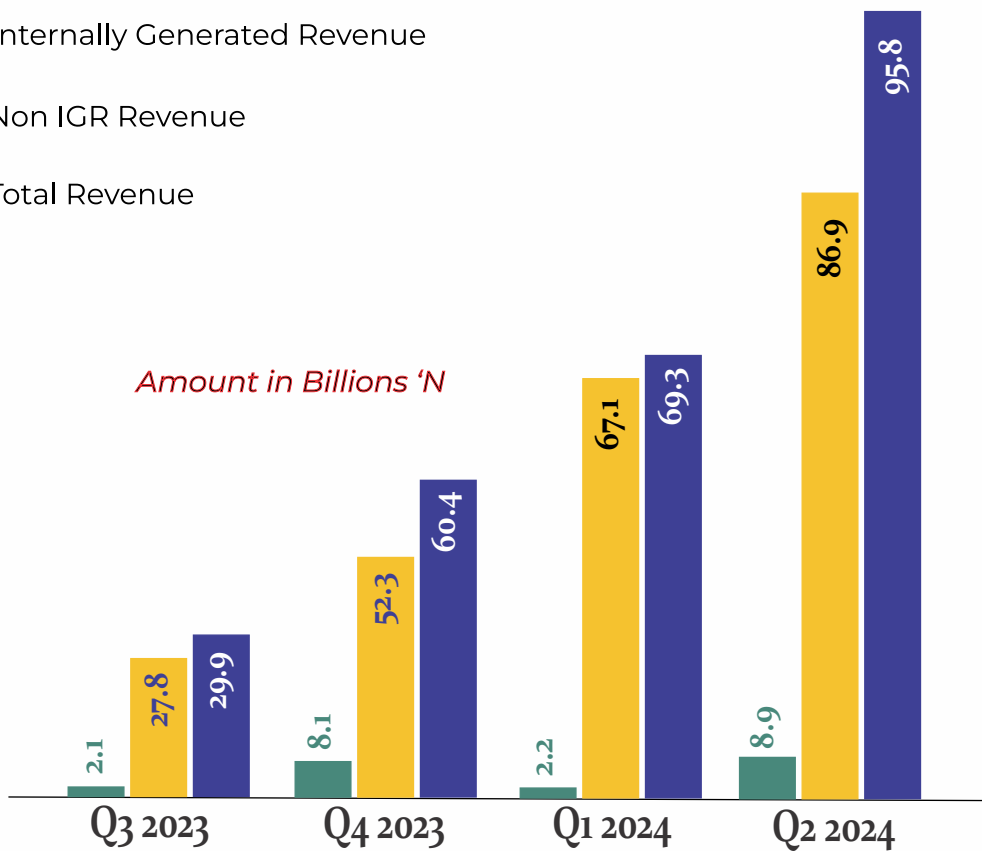




## Dauda's Economic Scorecard

**Total Revenue**  
**N255.4bn**

- Internally Generated Revenue
- Non IGR Revenue
- Total Revenue

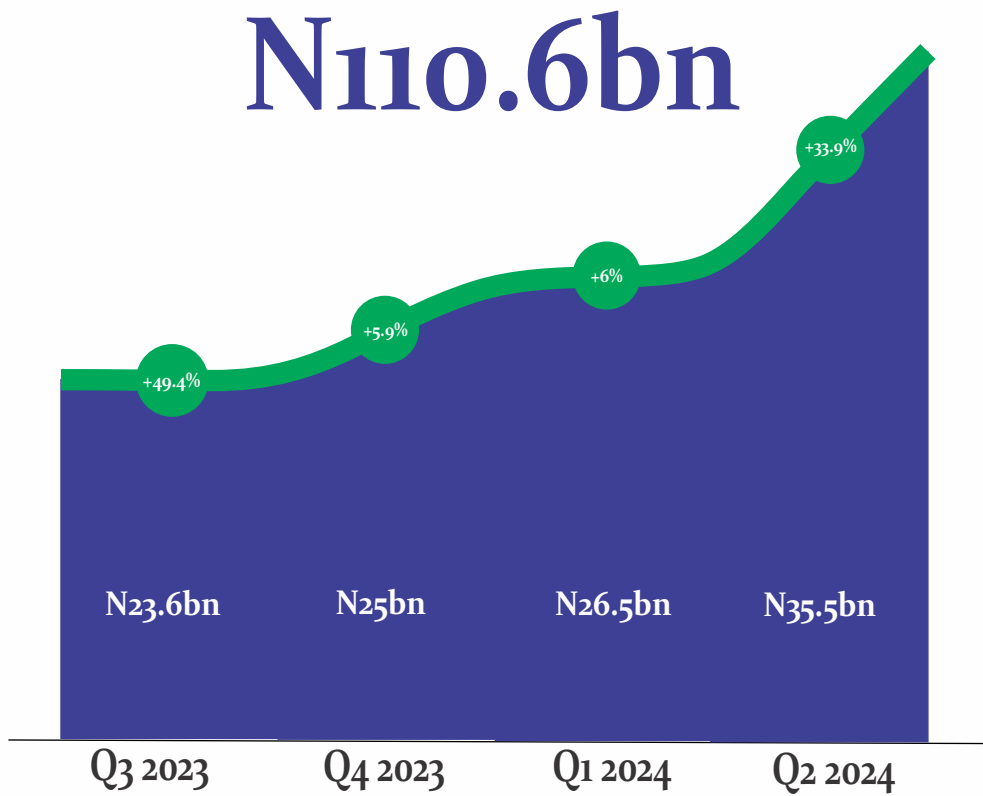




## Dauda's Economic Scorecard

# Revenue Growth (Federal Allocation)

- Quarter-on-Quarter % increase
- Federal Allocation

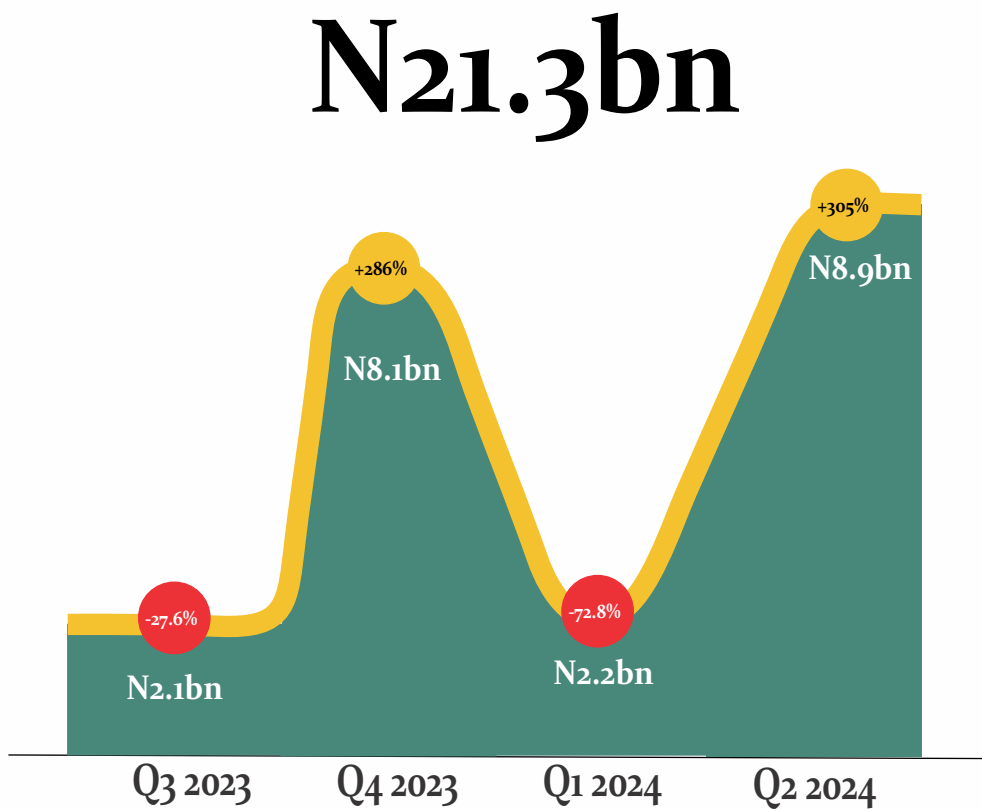




## Dauda's Economic Scorecard

# Revenue Growth (Internal Generation)

- Quarter-on-Quarter % increase
- Internally Generated Revenue

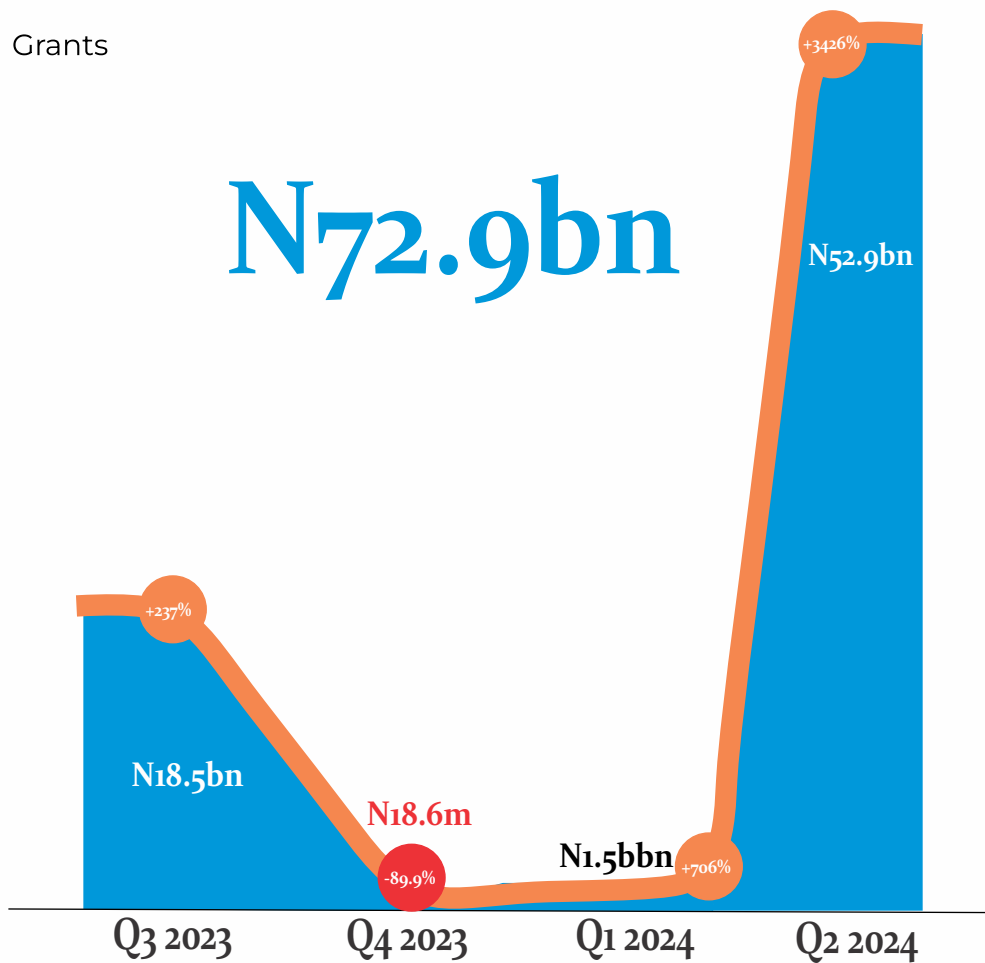




## Dauda's Economic Scorecard

### Revenue Growth (Grants)

- Quarter-on-Quarter % Performance
- Grants





## Dauda's Economic Scorecard

---

### Fiscal Deficit

**N426.5bn**

Estimated 2024 Expenditure

**N80bn** Deficit

**N346.5bn**

Estimated Revenue

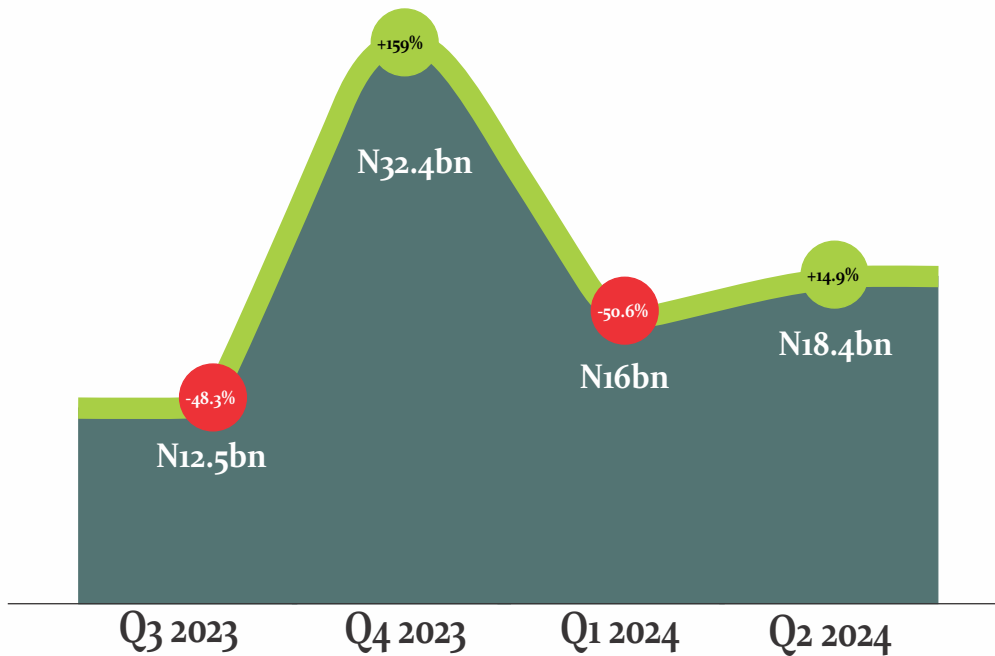


## Dauda's Economic Scorecard

# Total Expenditure

- Quarter-on-Quarter % Performance
- Expenditure

# N79.3bn

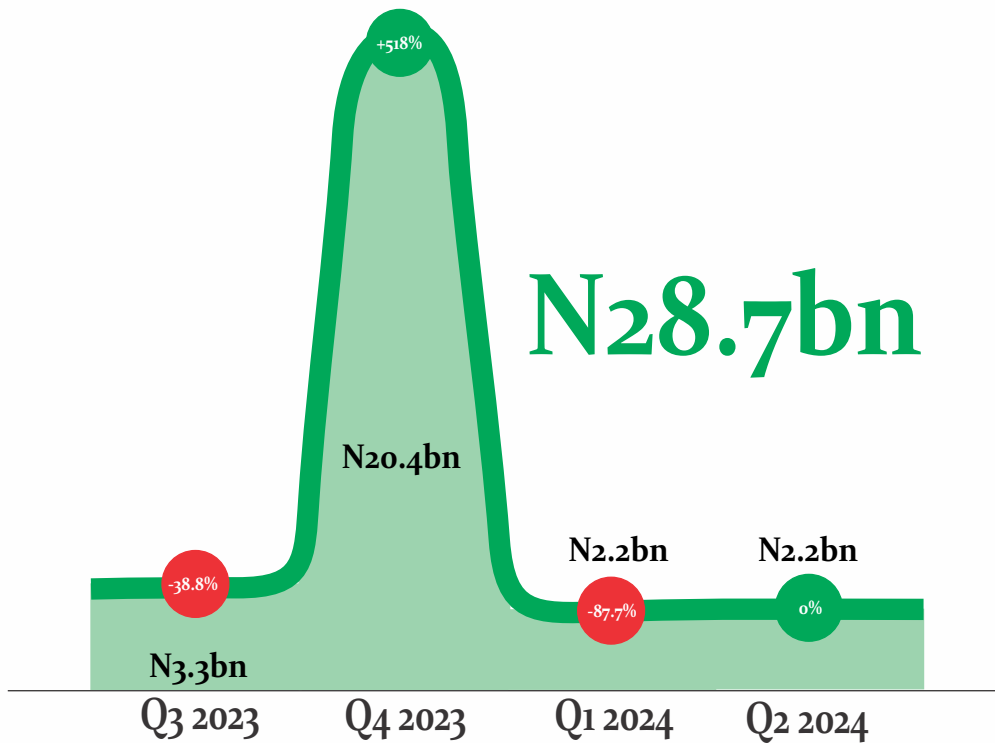




## Dauda's Economic Scorecard

# Total Expenditure (Capital)

- Quarter-on-Quarter % Performance
- Capital Expenditure



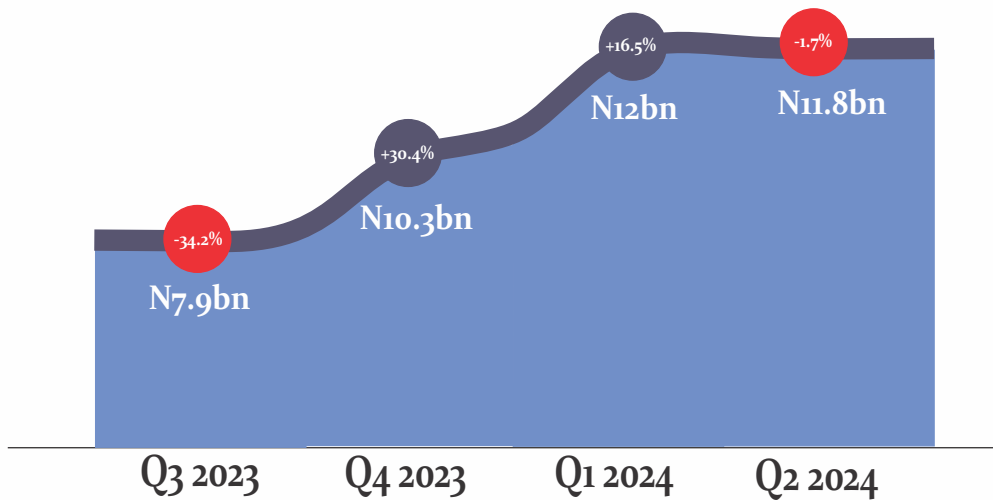


## Dauda's Economic Scorecard

# Expenditure (Non-debt recurrent)

- Quarter-on-Quarter % Performance
- Recurrent Expenditure

# N42bn



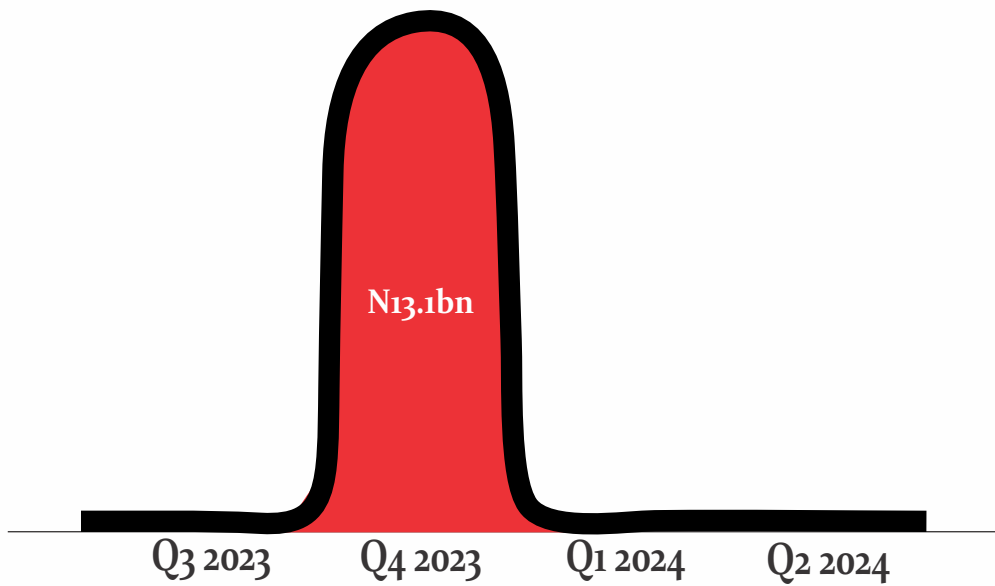


## Dauda's Economic Scorecard

### Borrowings

- Quarter-on-Quarter % Performance
- Borrowing

**N13.1bn**

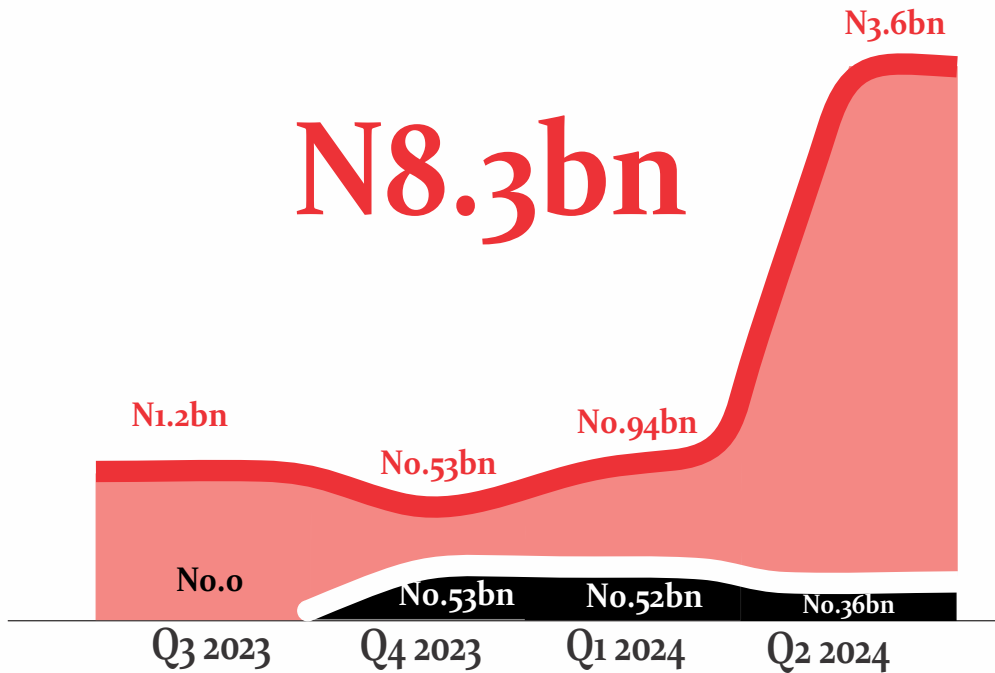




## Dauda's Economic Scorecard

# Debt repayments

- Domestic loan repayment
- Foreign loan repayment

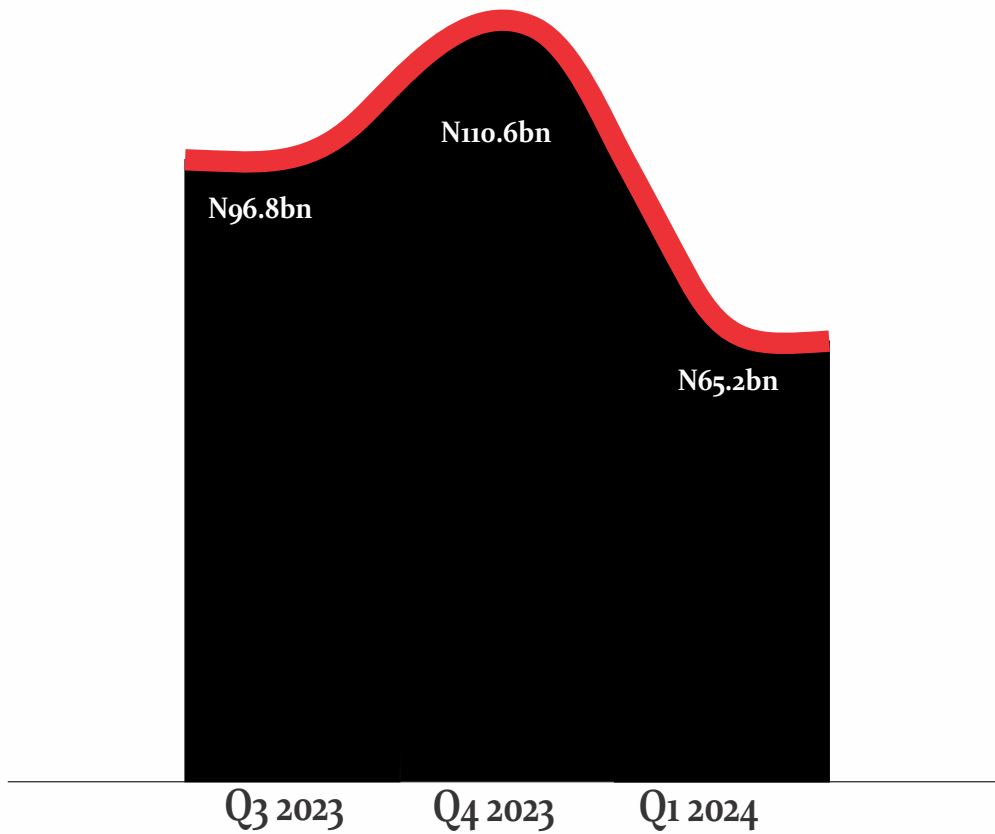




## Dauda's Economic Scorecard

# Debt Profile

● Domestic debt profile

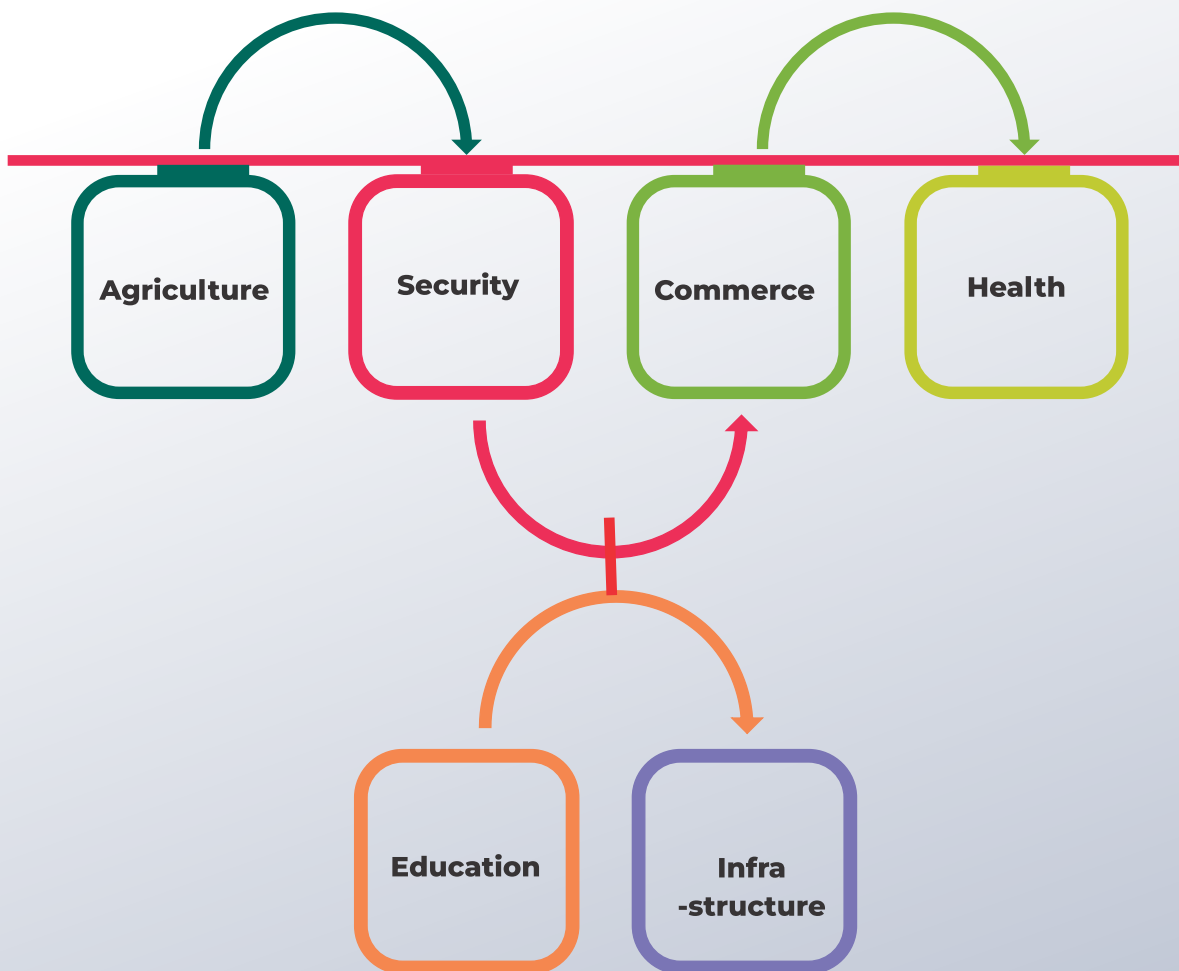




## Dauda's Economic Scorecard

---

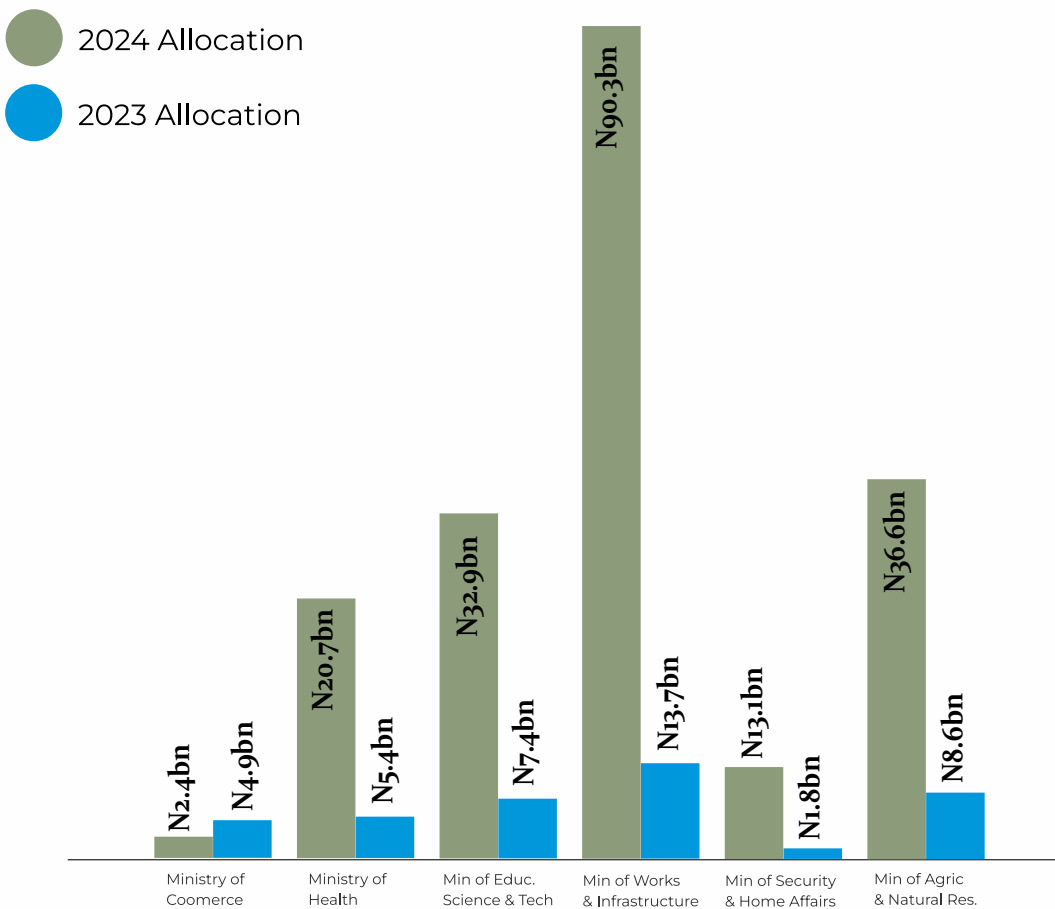
### Sector focus (6 Sectors)





## Dauda's Economic Scorecard

# Sectoral Analysis (Budgetary Allocation)

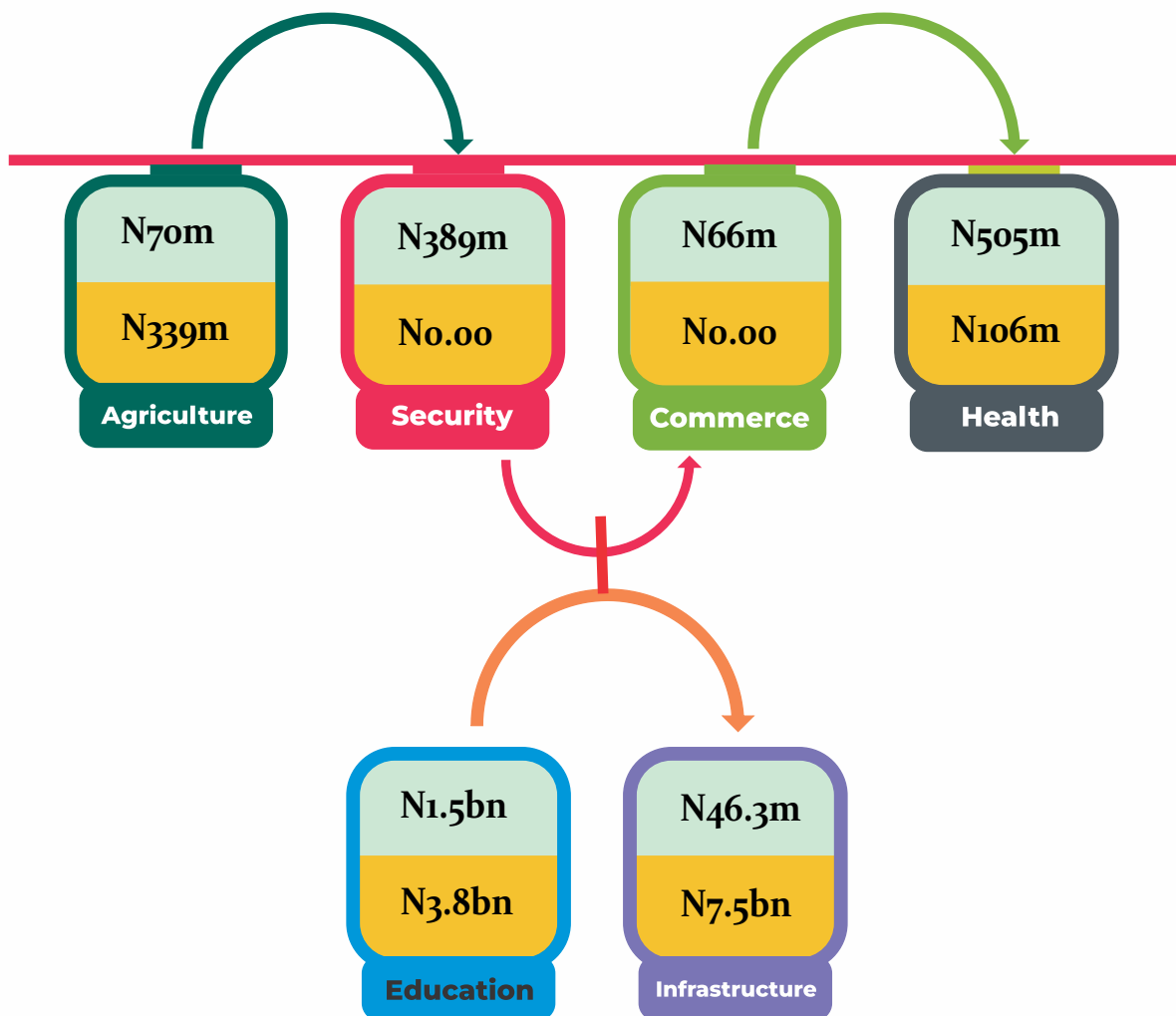




## Dauda's Economic Scorecard

### Sectoral Expenditure: (4 Quarters) (Capital & Overheads)

 **Capital Expenditure**     **Overhead Expenditure**







Follow up and track implementation of public projects within your vicinity



Upload pictures, add comments, send feedback to institutions



Announce and share with your friends, family and thousand across the state



Continue to engage.



No. 40, Sadiqu Sadiq Road,  
Tudun Wada, Gusau, Zamfara State.



@ZamTracka



ZamTracka@gmail.com

# #AskQuestions