




# Graphic Presentation of the Federal Legislators' Scorecard in the Implementation of Constituency Projects in Zamfara State

## 2019 -2023



Supported by:

MacArthur  
Foundation

# Introduction

The publication titled “Graphic Presentation of Federal Legislators' Scorecard on the Implementation of Constituency Projects in Zamfara State, 2019-2023” provides a comprehensive evaluation of how federal legislators in Zamfara State have managed constituency projects over the four years, from 2019 to 2023. Produced by the Arewa Research and Development Project (ARDP) in collaboration with ZamTracka, a civic technology initiative, this document is intended to promote transparency, accountability, and effective service delivery by providing a detailed analysis of the projects initiated and executed by federal legislators. Constituency projects are a key part of Nigeria's democratic process, allowing elected representatives to address the specific developmental needs of their communities through publicly funded initiatives. This report aims to evaluate the efficiency of these efforts and highlight both the successes and challenges encountered during implementation.

Central to the publication is the use of a scorecard system, which evaluates each lawmaker based on four key metrics: Overall Project Implementation, Capital Project Prioritization, Project Sustainability Mechanisms, and Impact Assessment. These metrics provide a well-rounded framework for understanding the extent to which each legislator has fulfilled their mandate. The first metric, Overall Project Implementation, measures the total number of projects nominated and executed by each lawmaker, offering a snapshot of their engagement and activity level in driving development efforts. It provides insight into how lawmakers have utilized their position to initiate projects that address the needs of their constituents.

The second metric, Capital Project Prioritization, focuses on how lawmakers allocate resources towards long-term infrastructure projects that foster sustainable development. Projects such as the construction of schools, healthcare centers, and roads have a lasting impact on communities, and prioritizing such initiatives is an important indicator of a legislator's commitment to meaningful and durable improvements. This metric allows for an understanding of the legislators' focus on projects that extend beyond short-term gains, looking at initiatives that contribute to broader community welfare.

Another critical aspect of the evaluation is Project Sustainability Mechanisms, the third metric, which examines the measures put in place to ensure that projects remain functional and beneficial in the long term. Sustainability is a key concern in many development projects, and without proper mechanisms, the benefits can quickly diminish once initial implementation is completed. By evaluating lawmakers on this front, the report highlights the importance of not only completing projects but also ensuring their continued impact.

The fourth metric, Impact Assessment, delves into the actual effects of the projects on the communities. It examines whether the completed projects have delivered tangible benefits to the people, such as improving access to essential services, creating jobs, or enhancing the overall quality of life. This metric moves beyond the simple completion of projects to focus on the real-world outcomes that affect the daily lives of the citizens of Zamfara State.

Each lawmaker's performance is visually represented through a dashboard, providing an overview of their tenure, the number of projects nominated and executed, a breakdown of project types, and an average score based on the four metrics. This detailed and accessible format allows citizens to track their representatives' effectiveness and compare the performances of different lawmakers. In addition, the publication includes data charts that categorize the projects by their completion status—whether completed, abandoned, or unexecuted—and illustrate the total amount of public funds spent on these initiatives.

The use of visual data in the report makes the information more accessible, ensuring that citizens, stakeholders, and policymakers can easily engage with the findings. By presenting the data in this way, the publication encourages civic participation and enables a more transparent dialogue between elected officials and their constituents. Ultimately, the report aims to foster a culture of accountability, ensuring that lawmakers remain focused on the developmental needs of their communities and continue to prioritize projects that have a lasting, positive impact on the people of Zamfara State.



# Metrics of Assessment

**Metric A**  
Overall Project  
Implementation

**Metric B**  
Capital Project  
Prioritization

**Metric C**  
Project  
Sustainability  
Mechanism

**Metric D**  
Impact Assessment

# Metric A

## Overall Project Implementation

**Metric A assesses the overall completion rate of projects within the constituencies. It is calculated as the ratio of the total number of projects successfully completed to the total number of projects nominated during the legislators' tenure.**

# Metric A

Total Executed Proejct

---

Total Number of Projects

# Metric B

## Capital Project Prioritization

**Metric B assesses the distribution of projects between capital projects and empowerment projects. This distinction is crucial because empowerment projects often disproportionately benefit political elites, the legislators' associates, and cronies, rather than serving the broader interests of the constituents.**

# Metric B

Capital Projects Nominated

---

Total Number of Projects

# Metric C

## Project Sustainability Mechanism

**Metric C evaluates the sustainability aspect of executed projects. It is measured by the presence of structured follow-up elements, including monitoring and evaluation mechanisms, feedback strategies, and an ownership framework to ensure the long-term impact and effectiveness of the projects.**

**Metric C**

# Metric D

## Impact Assessment

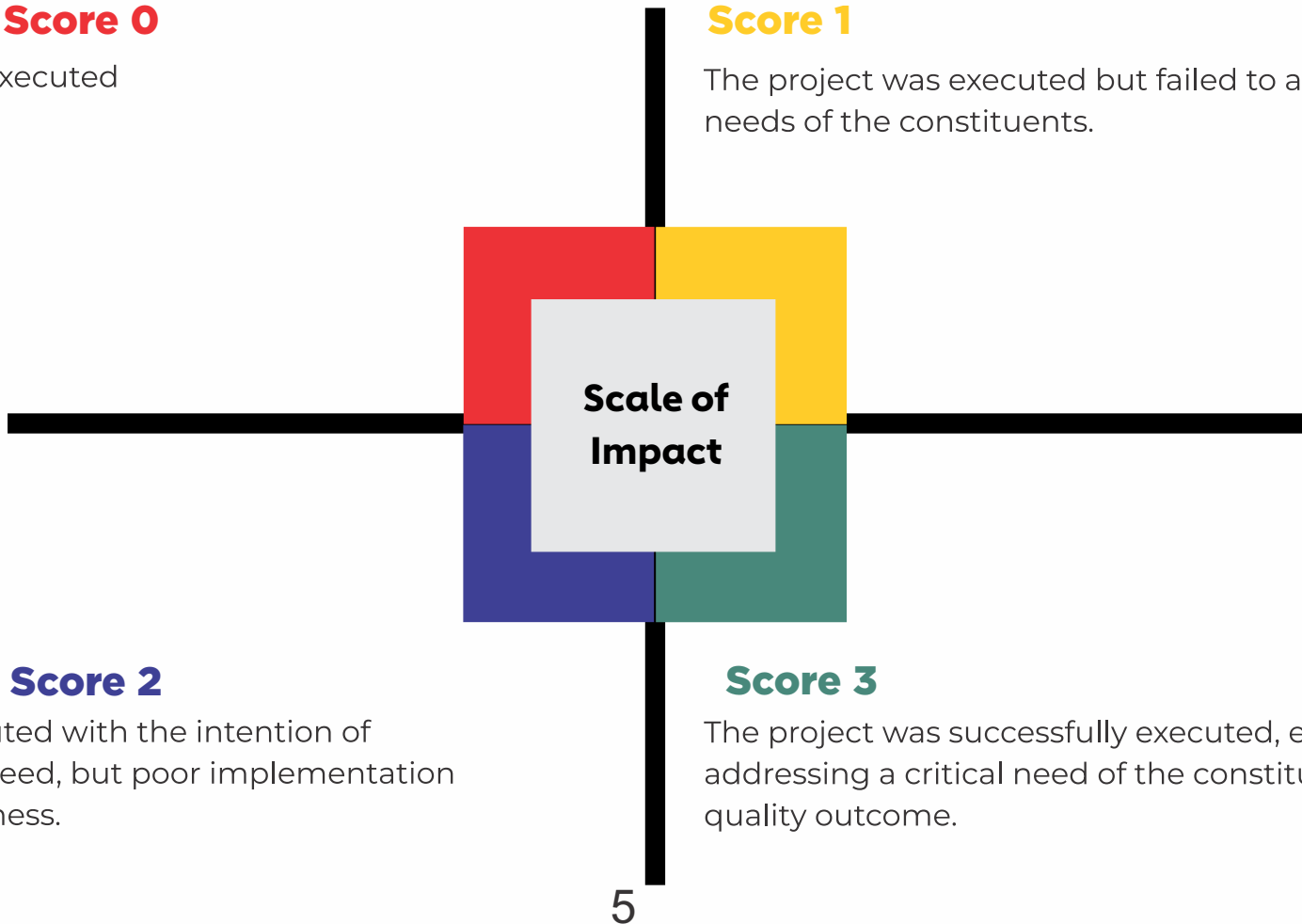
**Metric D measures the overall impact of projects on the entire constituency. This metric uses indicators such as needs assessment strategies and the quality of project outcomes. The evaluation is done on a scale from 0 to 3.**

### Score 0

The project was not executed

### Score 1

The project was executed but failed to address the critical needs of the constituents.




### Score 2

The project was executed with the intention of addressing a critical need, but poor implementation hindered its effectiveness.

### Score 3

The project was successfully executed, effectively addressing a critical need of the constituents with a high-quality outcome.



Lawmaker Performance scorecard  
on Constituency Projects' implementation

# Metric Ranking



Ranking	Lawmaker	Constituency	Commulative Metric Average
1st	Sen. Sahabi Ya'u	Zamfara North Zone	4.23
2nd	Hon. Bello Hassan	Shinkafi/Zurmi	3.87
3rd	Hon. Kabiru Amadu	Gusau/Tsafe	3.41
4th	Hon. Ahmad Muhammad	Bakura/Maradun	3.15
5th	Hon. Shehu Ahmad	Bungudu/Maru	3.12
6th	Hon. Sulaiman Gummi	Gummi/Bukkuyum	3.07
7th	Hon. Umar Dangaladima	Kaura/Birnin Magaji	2.91
8th	Sen. Muhammad Hassan	Zamfara Cental Zone	2.75
9th	Hon. Kabiru Yahaya	Anka/Mafara	2.39
10th	Sen. Lawali Hassan	Zamfara West Zone	0.37

# Lawmaker's Dashboard



**Hon. Kabiru Amadu**

**Gusau/Tsafe Federal Constituency**

**N487m**

Total Projects' Amount

**4yrs**

in Office

**11**

Total Projects  
Nominated

**10**

Projects  
Executed

**100%**

Empowerment  
based Projects

**0.0%**

Capital based  
projects



**Hon. Kabiru Amadu**

Gusau/Tsafe Federal Constituency

# Assessment sheet

Project Year	Number of Projects	Metric A	Metric B	Metric C	Metric D	Cummulative
2019	2	1	0	0	3	4.00
2020	3	1	0	0	3	4.00
2021	3	1	0	0	2	3.00
2022	3	0.66	0	0	2	2.66

**Cummulative Average Score: 3.41**

# Lawmaker's Dashboard



**Hon. Shehu Ahmad**

**Maru/Bungudu Federal Constituency**

**N489.2m**

Total Projects' Amount

**4yrs**

in Office

**11**

Total Projects  
Nominated

**9**

Projects  
Executed

**91%**

Empowerment  
based Projects

**9%**

Capital based  
projects



**Hon. Shehu Ahmed**

Bungudu/Maru Federal Constituency

# Assessment sheet

Project Year	Number of Projects	Metric A	Metric B	Metric C	Metric D	Cummulative
2019	2	0.5	0	0	1	1.50
2020	3	1	0	0	3	4.00
2021	3	1	0	0	2	3.00
2022	3	0.66	0.33	0	3	3.99

**Cummulative Average Score: 3.12**

# Lawmaker's Dashboard



**Senator Muhammad Hassan**

**Zamfara Central Senatorial District**

**N858.3m**

Total Projects' Amount

**4yrs**

in Office

**9**

Total Projects  
Nominated

**7**

Projects  
Executed

**70%**

Empowerment  
based Projects

**30%**

Capital based  
projects



## Senator Muhammad Hassan

Zamdara Central Senatorial District

# Assessment sheet

Project Year	Number of Projects	Metric A	Metric B	Metric C	Metric D	Cummulative
2019	1	1	0.50	0	2	3.50
2020	4	1	0.5	0	3	4.50
2021	2	0	0	0	0	0.00
2022	2	1	0	0	2	3.00

**Cummulative Average Score: 2.79**

# Lawmaker's Dashboard



**Hon. Umar Dangaladima**

**Kaura Namoda/Birnin Magaji Federal Constituency**

**N481m**

Total Projects' Amount

**4yrs**

in Office

**9**

Total Projects  
Nominated

**8**

Projects  
Executed

**100%**

Empowerment  
based Projects

**0%**

Capital based  
projects



**Hon. Umar Dangaladima**

Kaura Namoda/Birnin Magaji Federal Constituency

# Assessment sheet

Project Year	Number of Projects	Metric A	Metric B	Metric C	Metric D	Cummulative
2019	1	1.0	0	0	2	3.00
2020	4	1.0	0	0	0	1.00
2021	3	0.66	0	0	2	2.66
2022	3	1	0	0	2	3.00

**Cummulative Average Score: 2.41**

# Lawmaker's Dashboard



**Hon. Bello Hassan**

**Shinkafi/Zurmi Federal Constituency**

**N390m**

Total Projects' Amount

**4yrs**

in Office

**12**

Total Projects  
Nominated

**11**

Projects  
Executed

**66.7%**

Empowerment  
based Projects

**33.3%**

Capital based  
projects



**Hon. Bello Hassan**

Shinkafi/Zurmi Federal Constituency

# Assessment sheet

Project Year	Number of Projects	Metric A	Metric B	Metric C	Metric D	Cummulative
2019	1	1	1	0	3	5.00
2020	4	1	0.75	0	2.75	4.50
2021	4	0.75	0	0	1.25	2.00
2022	3	1	0	0	3	4.00

**Cummulative Average Score: 3.87**

# Lawmaker's Dashboard



**Senator Sahabi Ya'u Liman**

**Zamfara North Senatorial District**

**N2.4bn**

Total Projects' Amount

**4yrs**

in Office

**25**

Total Projects  
Nominated

**20**

Projects  
Executed

**52%**

Empowerment  
based Projects

**48%**

Capital based  
projects



**Senator Sahabi Ya'u**  
Zamfara North Senatorial District

# Assessment sheet

Project Year	Number of Projects	Metric A	Metric B	Metric C	Metric D	Cummulative
2019	1	1.00	1	0	3	5.00
2020	10	0.90	0.4	0	3	4.30
2021	12	0.66	0.33	0	1.66	2.65
2022	2	1.00	1	0	3	5.00

**Cummulative Average Score: 4.23**

# Lawmaker's Dashboard



**Hon. Kabiru Yahaya**

Anka/Mafara Federal Constituency

**N488m**

Total Projects' Amount

**4yrs**

in Office

**11**

Total Projects  
Nominated

**7**

Projects  
Executed

**64.7%**

Empowerment  
based Projects

**36.3%**

Capital based  
projects



**Hon. Kabiru Yahaya**

Anka/Mafara Federal Constituency

# Assessment sheet

Project Year	Number of Projects	Metric A	Metric B	Metric C	Metric D	Cummulative
2019	2	0	0.50	0	0	0.50
2020	3	1.0	0.33	0	3	4.33
2021	2	1	0.50	0	1.50	3.00
2022	4	0.75	0	0	1	1.75

**Cummulative Average Score: 2.39**

# Lawmaker's Dashboard



**Hon. Sulaiman Abubakar**

Gummi/Bukkuyum Federal Constituency

**N483m**

Total Projects' Amount

**4yrs**

in Office

**11**

Total Projects  
Nominated

**10**

Projects  
Executed

**81.9%**

Empowerment  
based Projects

**18.1%**

Capital based  
projects



**Hon. Sulaiman Muhammad**

Gummi/Bukkuyum Federal Constituency

# Assessment sheet

Project Year	Number of Projects	Metric A	Metric B	Metric C	Metric D	Cummulative
2019	2	1	0	0	2	3.00
2020	3	1	0.33	0	2.33	3.66
2021	3	1	0	0	2	3.00
2022	3	0.66	0.33	0	1.66	2.65

**Cummulative Average Score: 3.07**

# Lawmaker's Dashboard



**Hon. Ahmed Muhammad**

**Bakura/Maradun Federal Constituency**

**N516m**

Total Projects' Amount

**4yrs**

in Office

**12**

Total Projects  
Nominated

**12**

Projects  
Executed

**83.4%**

Empowerment  
based Projects

**16.6%**

Capital based  
projects



**Hon. Ahmed Muhammad**

Bakura/Maradun Federal Constituency

# Assessment sheet

Project Year	Number of Projects	Metric A	Metric B	Metric C	Metric D	Cummulative
2019	3	1.00	0	0	1	2.00
2020	3	1.00	0.33	0	3	4.33
2021	3	1.00	0.33	0	2.3	3.63
2022	3	1.00	0	0	1.66	2.66

**Cummulative Average Score: 3.16**

# Lawmaker's Dashboard



**Senator Lawali Hassan**

**Bakura/Maradun Federal Constituency**

**N1.04bn**

Total Projects' Amount

**4yrs**

in Office

**14**

Total Projects  
Nominated

**01**

Project  
Executed

**92.9%**

Empowerment  
based Projects

**7.1%**

Capital based  
projects



## Senator Lawali Hassan

Zamfara West Seantorial District

# Assessment sheet

Project Year	Number of Projects	Metric A	Metric B	Metric C	Metric D	Cummulative
2019	1	0.00	0	0	0	0.00
2020	4	0.00	0	0	0	0.00
2021	3	0.50	0.5	0	0.5	1.50
2022	6	0.00	0	0	0	0.00

**Cummulative Average Score: 0.37**

# Data Charts



# Total Projects in four years



125

# Total amount spent



**N7.56bn**

# Implementation Pattern

125

---

**91**

**Completed**

**04**

**Abandoned**

**30**

**Unexecuted**



# Metric A Ranking

## Project completion

Ranking	Lawmaker	Constituency	Metric Score
1st	Hon. Ahmad Muhammad	Bakura/Maradun	1.00
2nd	Hon. Bello Hassan	Shinkafi/Zurmi	0.94
3rd	Hon. Kabiru Amadu	Gusau/Tsafe	0.92
3rd	Hon. Sulaiman Gummi	Gummi/Bukkuyum	0.92
3rd	Hon. Umar Dangaladima	Kaura/Birnin Magaji	0.92
6th	Sen. Sahabi Ya'u	Zamfara North Zone	0.89
7th	Hon. Shehu Ahmad	Bungudu/Maru	0.79
8th	Sen. Muhammad Hassan	Zamfara Cental Zone	0.75
9th	Hon. Kabiru Yahaya	Anka/Mafara	0.69
10th	Sen. Lawali Hassan	Zamfara West Zone	0.13



# Metric B Ranking

## Capital projects' prioritization

Ranking	Lawmaker	Constituency	Metric Score
1st	Sen. Sahabi Ya'u	Zamfara North Zone	0.68
2nd	Hon. Bello Hassan	Shinkafi/Zurmi	0.44
3rd	Hon. Kabiru Yahaya	Anka/Mafara	0.33
4th	Sen. Muhammad Hassan	Zamfara Cental Zone	0.25
5th	Hon. Ahmad Muhammad	Bakura/Maradun	0.17
5th	Hon. Sulaiman Gummi	Gummi/Bukkuyum	0.17
7th	Sen. Lawali Hassan	Zamfara West Zone	0.13
8th	Hon. Shehu Ahmad	Bungudu/Maru	0.08
9th	Hon. Kabiru Amadu	Gusau/Tsafe	0
9th	Hon. Umar Dangaladima	Kaura/Birnin Magaji	0



# Metric C Ranking

## Project Sustainability framework

Ranking	Lawmaker	Constituency	Metric Score
	Sen. Sahabi Ya'u	Zamfara North Zone	0
	Hon. Bello Hassan	Shinkafi/Zurmi	0
	Hon. Kabiru Yahaya	Anka/Mafara	0
	Sen. Muhammad Hassan	Zamfara Cental Zone	0
	Hon. Ahmad Muhammad	Bakura/Maradun	0
	Hon. Sulaiman Gummi	Gummi/Bukkuyum	0
	Sen. Lawali Hassan	Zamfara West Zone	0
	Hon. Shehu Ahmad	Bungudu/Maru	0
	Hon. Kabiru Amadu	Gusau/Tsafe	0
	Hon. Umar Dangaladima	Kaura/Birnin Magaji	0



# Metric D Ranking

## Project's Impact Assessment

Ranking	Lawmaker	Constituency	Metric Score
1st	Sen. Sahabi Ya'u	Zamfara North Zone	2.67
2nd	Hon. Bello Hassan	Shinkafi/Zurmi	2.5
2nd	Hon. Kabiru Amadu	Gusau/Tsafe	2.5
4th	Hon. Shehu Ahmad	Bungudu/Maru	2.25
5th	Hon. Sulaiman Gummi	Gummi/Bukkuyum	1.99
5th	Hon. Ahmad Muhammad	Bakura/Maradun	1.99
7th	Sen. Muhammad Hassan	Zamfara Cental Zone	1.75
8th	Hon. Umar Dangaladima	Kaura/Birnin Magaji	1.50
9th	Hon. Kabiru Yahaya	Anka/Mafara	1.38
10th	Sen. Lawali Hassan	Zamfara West Zone	0.13



Follow up and track implementation of public projects within your vicinity



Upload pictures, add comments, send feedback to institutions




Announce and share with your friends, family and thousand across the state



Continue to engage.

No. 40, Sadiqu Sadiq Road,  
Tudun Wada, Gusau, Zamfara State.

 [@ZamTracka](#)

 [ZamTracka@gmail.com](mailto:ZamTracka@gmail.com)

# #AskQuestions